

JA Mind Challenge

Learning and Earning!

For Challengers
in grades

2-3

Under the Sea





**Junior
Achievement[®]**
of the Eastern Shore

This Mind Challenge belongs to: _____

Table of Contents

Challenge Tracker	pg. 4
Challenge #1: All About Me!	pg. 6
Challenge #2: Community Venn Diagram!	pg. 7
Challenge #3: Coin Value Chart!	pg. 8
Challenge #4: Be an Entrepreneur!	pg. 9
Challenge #5: My Interests!	pg. 10
Challenge #6: A Budget!	pg. 11
Challenge #7: Goods and Services!	pg. 12
Challenge #8: Wants and Needs!	pg. 13
Challenge #9 Draw your Future Job!	pg. 14
Challenge #10: Money Moves!	pg. 15

Challenge Tracker

Directions: Each time you finish a challenge, put a check on your tracker. Keep going until you have all ten challenges complete!



Welcome to the Reef! I'm Caleb the Crab, and this is my friend Sasha the Squid!

**The Reef is our community!
A community is a group of people living or working together in the same area.***



People in communities might go to the same schools, shop in the same stores, and do the same things.* We're challenging you to help us learn more about our community! We'll learn about:

- Making Choices
 - Goods and Services
 - Needs and Wants
 - How to save money, and we're even getting our first job!
- *According to study.com

Challenge #4

Challenge #2

Challenge #1

Challenge #3

Start!

Finish!

Challenge
#10

Challenge
#8

Challenge
#9

Challenge
#6

Challenge
#7

Challenge
#5

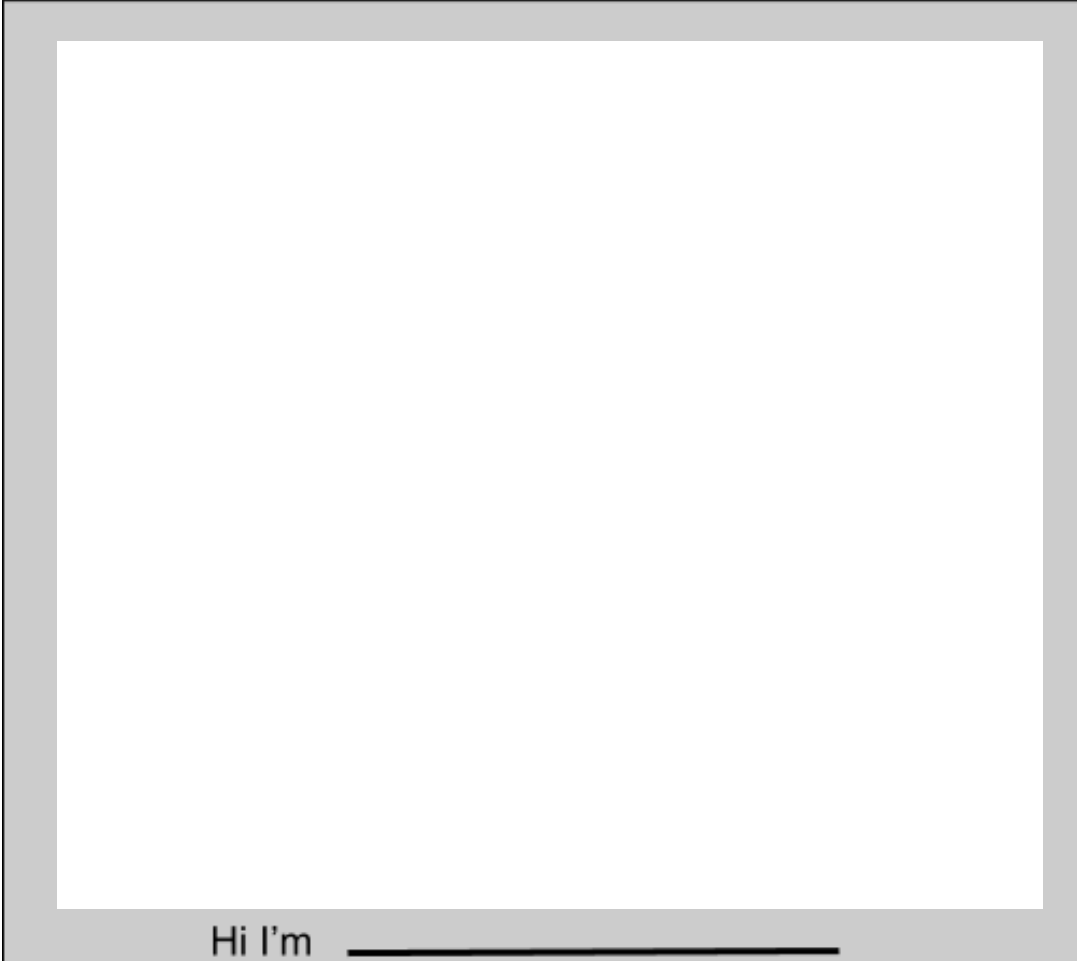
You're almost there!
Keep going!



Challenge #1: All About Me!

Directions:

Draw a picture of yourself. Write your name under your picture, and list 3 skills you do well.



Hi I'm _____

3 skills I do well are...

1 _____

2 _____

3 _____



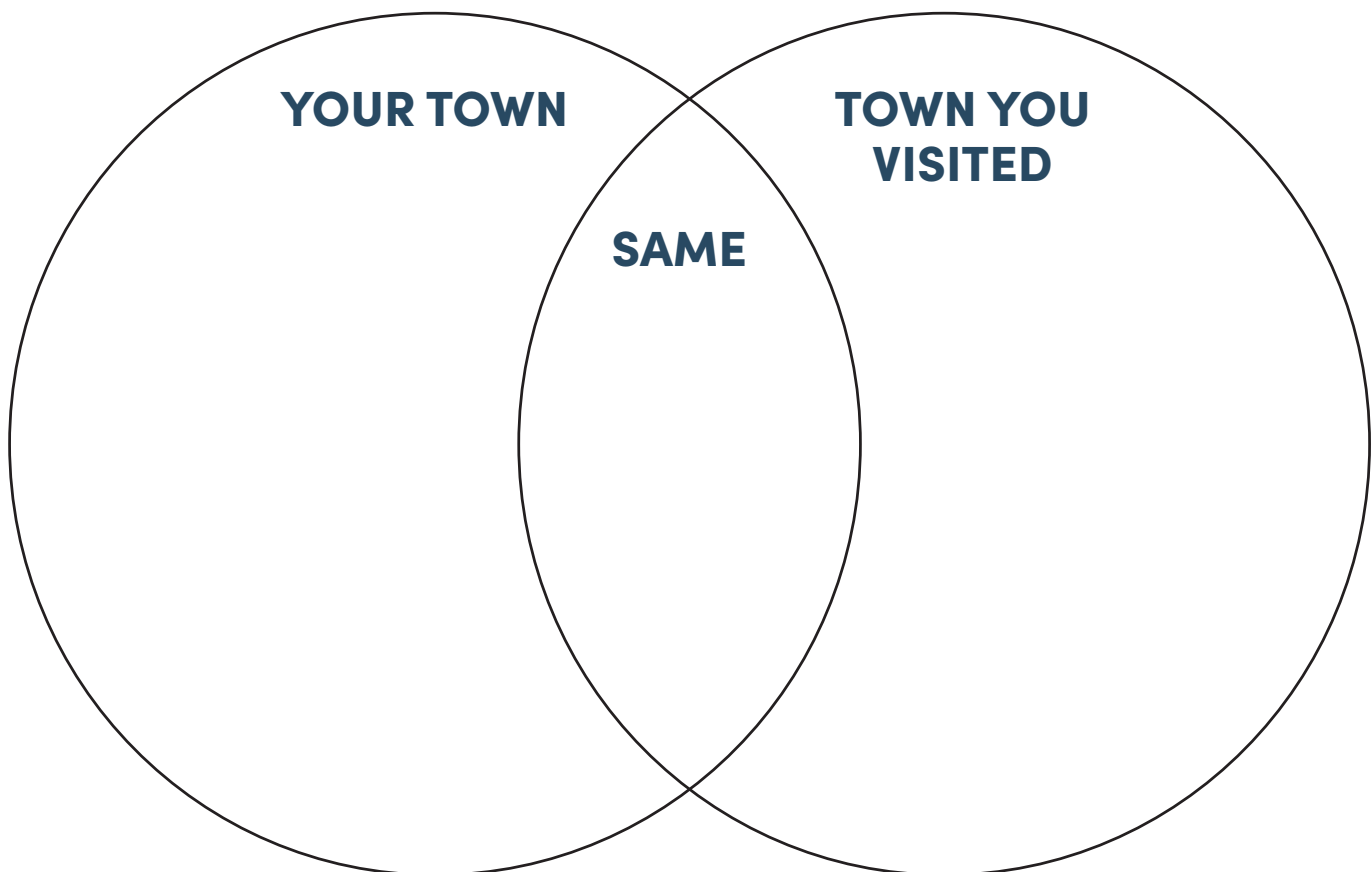
Challenge: Share 3 things you do well!

Challenge #2: Community Venn Diagram!

Directions:

Communities differ from place to place. Make a chart to show how communities are alike and different. Characteristics can include location, history, geography, weather, size (small town, big city, or suburban neighborhood), transportation, businesses, and government jobs.

A Venn diagram uses overlapping circles to show collections of features and what they have in common. Draw or write the similarities and differences of your the town where you live with a town you have visited.



Challenge: Learn about your community!

Challenge #3: Coin Value Chart!

Directions:

Add up all the coins. For example in the first row you will add one penny with one penny from the column. That equals 2 pennies which you will put in my first box. Then you will keep going across adding a penny to each other coin then you can move onto the next one.

+	Penny (1 cent)	Nickel (5 cents)	Dime (10 cents)	Quarter (25 cents)
Penny (1 cent)	2 cents			
Nickel (5 cents)				
Dime (10 cents)				
Quarter (25 cents)				



Challenge: Know your coins!

Challenge #4: Be an Entrepreneur!

Directions:

Do you know anyone who is an entrepreneur? These are people who see a need in their community and create a business to fill that need. Oprah Winfrey, Michael Jordan, Steve Jobs, and Walt Disney are all entrepreneurs!

What is a need in your community? Do people need a lemonade stand? Think of the pros and cons of your business idea using the chart below and make a plan to put it into action!

PROS	CONS

Deep Dive: Research a little bit about an entrepreneur you are interested in! When were they born, where did they grow up? What kind of business did they start, what level of education do they have?

Challenge: Make a "Lemonade Stand"!

Challenge #5: My Interests!

Directions:

Your interests are the things you like and enjoy doing. What are you interested in? What do you do in your free time? Do you enjoy music, talking with friends, helping others, or selling things? Here is a list of “interests.” Check three or four boxes that best describe you.

Interests	Likes	Possible Business Idea!	<input checked="" type="checkbox"/>
Music	Playing an instrument, singing	Music store, singing coach, performer	<input type="checkbox"/>
Storybooks	Reading, writing, poetry, short stories	Writer, publisher, online bookstore	<input type="checkbox"/>
Service work	Helping others	Child care, counselor, lawyer	<input type="checkbox"/>
Animals	Caring for animals	Dog walking, pet grooming, vet clinic	<input type="checkbox"/>
Science	Discovering new facts and ideas, inventing things	Inventor, engineering company	<input type="checkbox"/>
Computers	Coding, programming, researching online	Electronic games, movie animation company	<input type="checkbox"/>
Tools and Machinery	Creating, making, and fixing things	Fix-it shop, crafter, furniture maker	<input type="checkbox"/>
Food and Cooking	Creating fun foods	Drink stand, food truck, bakery	<input type="checkbox"/>
Working Outside	Growing things	Landscaping, garden shop, veggie stand	<input type="checkbox"/>
Arts	Dancing, painting	Dance company, artist	<input type="checkbox"/>
Sports	Playing football, basketball, baseball, soccer, track and field	Coach, sports broadcaster, personal trainer, sporting goods store	<input type="checkbox"/>
Other Interests			<input type="checkbox"/>

The business I would like to create: _____

Challenge: Interview an entrepreneur!

Challenge #6: A Budget!

Directions:

Think about your upcoming birthday and the party you would love to have with all your friends. Use the budget chart below to plan out all the money that you would need for the party. Research the different activities or games you would like to play. Think of ways you could save money, such as, having the party at your home or a park rather than at a venue that will cost money. Look into activities that are free like watching a movie or playing tag!

Earn/Save	Amount	Spend	Amount
Allowance	\$	Place of Party	\$
Savings	\$	Activities/ Games	\$
Other	\$	Food	\$
		Decorations	\$
		Party Favors/ Other	\$
Total money to pay for party	\$	Total money spent on party	\$


Challenge: Plan your birthday party!

Challenge #7: Goods and Services!

Directions:

Goods are things that can be bought or sold. Services are work done for others. Identify all the goods and services a new pet owner would need when adopting a pet. This may depend on what kind of pet you would like to adopt.

The pet I would like to adopt: _____



GOODS	SERVICES



Challenge: Adopt a pet or offer to pet sit for the day!

Challenge #8: Wants and Needs!

Directions:

Collect 3 wants and 3 needs from your house. In the chart below, draw the wants and needs you collected.

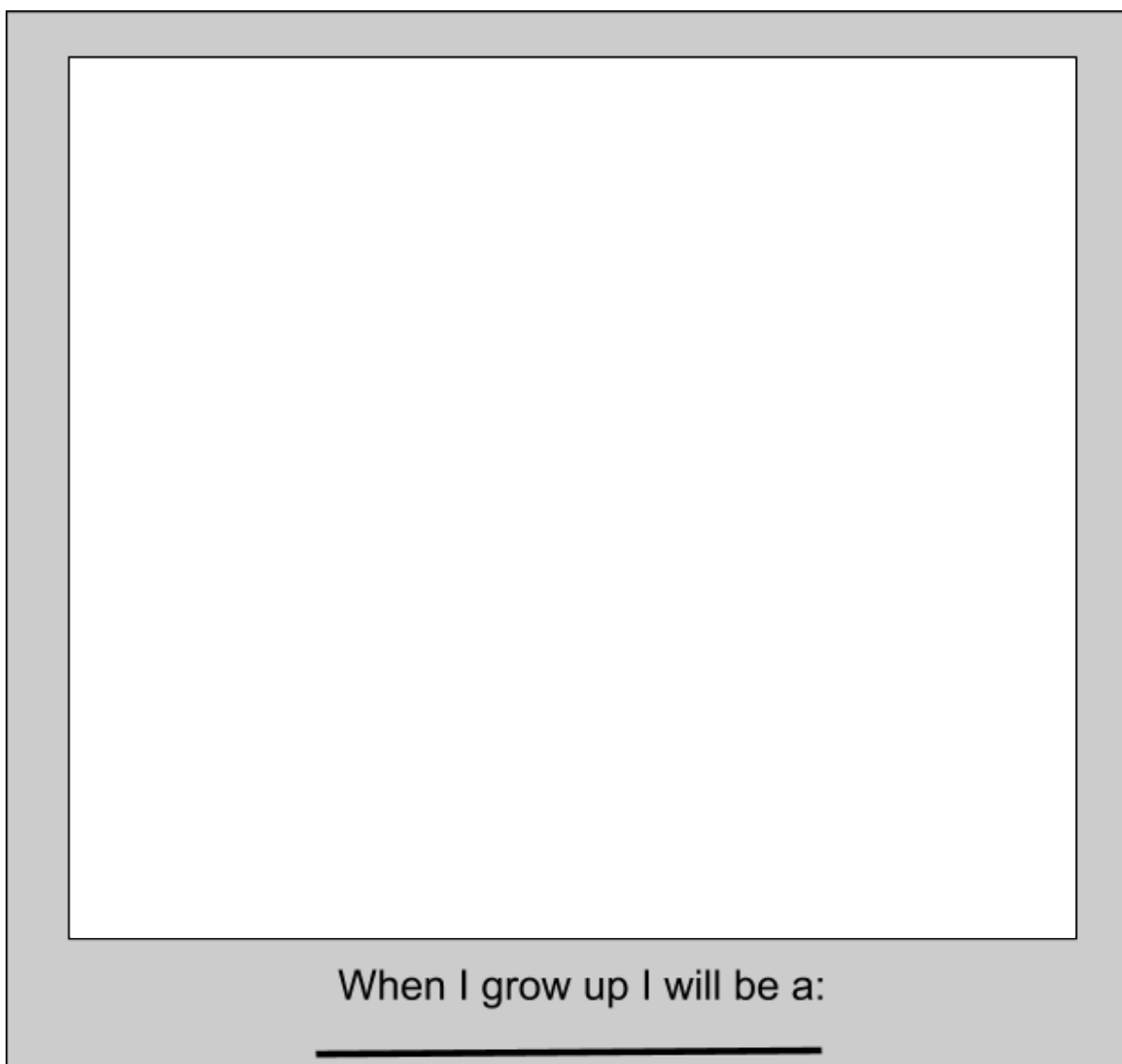
WANTS Something people would like to have	NEEDS Something people must have to live

Challenge: Name 3 wants and 3 needs your house!

Challenge #9: Draw your Future Job!

Directions:

Do you want to be an astronaut or a doctor? Draw your future job here! Don't forget to write what job it is at the bottom.



When I grow up I will be a:



Challenge: Research your future job!

Challenge #10: Money Moves!

Directions:

Money moves all around our community. Follow along, and draw the arrows to where the money goes. Learn how money is made: www.usmint.gov/learn/kids.

Money is made at the US Mint then it moves to the bank.

Frank, who works at the bank, uses money to buy pizza from Pete and Polly's Pizza.

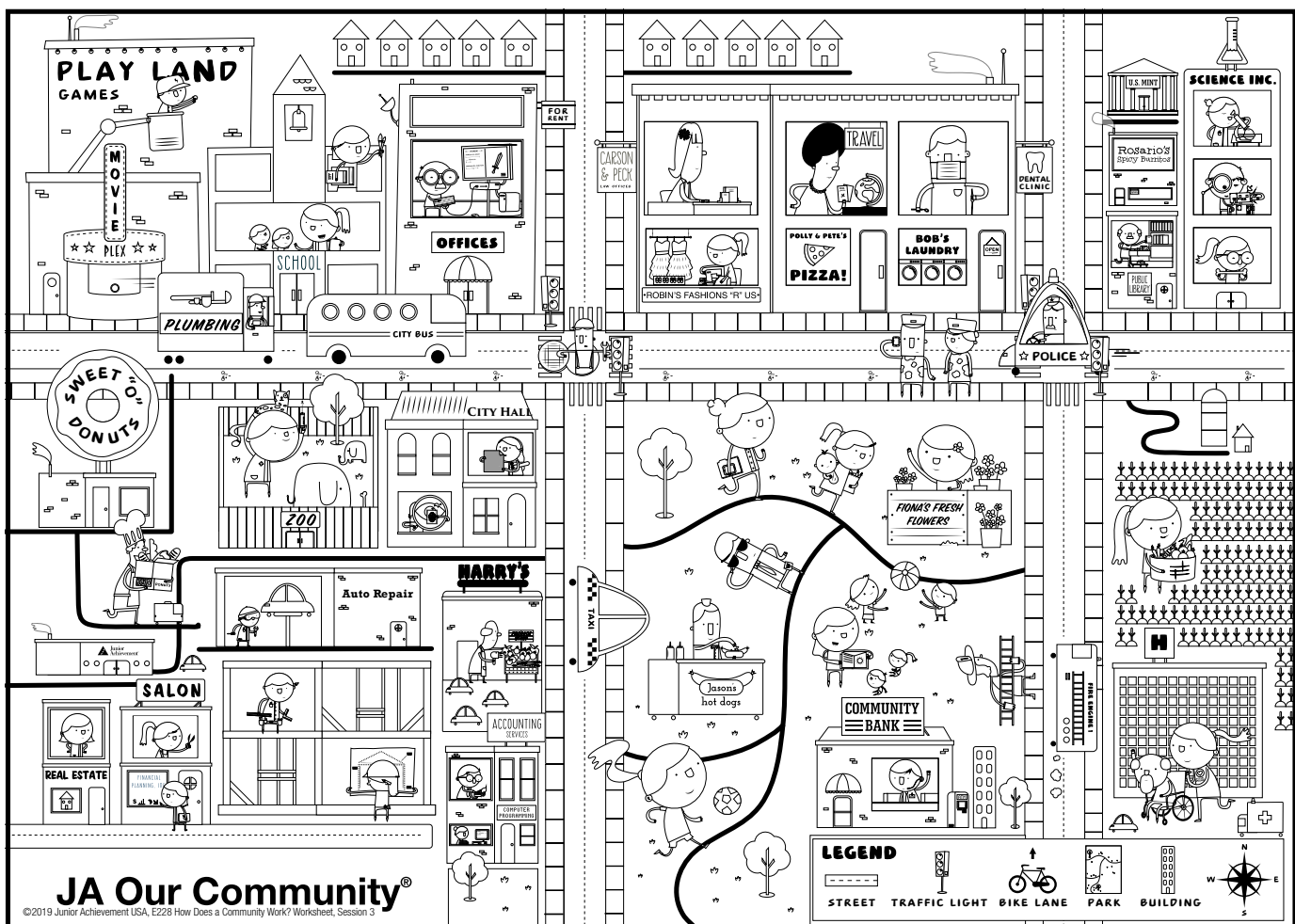
Pete uses the money to buy cheese from Harry at Harry's Market.

Harry needs to clean his apron at Bob's Laundry.

Bob uses the money to buy a rose from Fiona's Fresh Flowers.

Fiona buys new sneakers from Robin at Fashions "R" Us.

Robin gives some money to her son Larry who takes it to the bank to save!



Challenge: Learn how money is made!

CONGRATULATIONS!

YOU HAVE COMPLETED THE JA MIND CHALLENGE!

THANK YOU TO OUR SPONSORS!



VISIT US:
EASTERSHOREJA.ORG

